



CHOOWIN

广州亿捷食品机械有限公司

GUANGZHOU CHOOWIN FOOD EQUIPMENT CO., LIMITED

Address : No.1712 Panyu Avenue, Panyu Area, Guangzhou, China

Tel: 86(20)39008524 Fax:86(20)39008524

E-mail: info@choowin.cn www.choowin.cn

广州亿捷食品机械有限公司
Guangzhou Choowin Food Equipment Co., Ltd.
Tel: 86(20)39008524 Fax: 86(20)39008524
E-mail: info@choowin.cn www.choowin.cn

公司简介

Company Profile

广州亿捷食品机械有限公司是商用厨房设备专业的一站式供应商，坐落于生产制造业最繁华的广州。广州亿捷已从事商用厨具的生产与制造达十多年之久，在产品的生产与改进方面积累了丰富的丰富而宝贵的经验。我们聘用年轻的设计团队，带着朝气与丰富的经验，每个季度都能为我们设计出新的产品。

我们的客户遍及全世界。出口方面主要集中在以色列、日本、德国、法国、意大利、沙特阿拉伯、俄罗斯、澳大利亚、新西兰、南美以及北美地区。质量保证是出往这些国家的基本保证。

我们的主营产品包括柜式组合炉，炸炉，扒炉，爆谷机，保温柜，煮食炉，班戟炉，烤箱，披萨炉，面火炉，醒发箱，甜甜圈机，不锈钢工作台，不锈钢餐车等等。

以高质量的产品，人性化的服务，秉持互利原则，真诚希望能与贵公司以及您达成长久合作关系。

Guangzhou Choowin Food Equipment Co., Limited is a professional one-stop supplier of commercial food equipment. We located in Guangzhou where has the most developed manufacturing industry in China.

As a food equipment producer and supplier, Choowin has been focusing on food equipment for more than ten years; therefore we have collected abundant experience on producing and developing.

With sunny young and experienced engineer, every season we will develop new items.

We connect with clients from all over the world. Most export to Israel, Japanese, Germany, France, Italy, Saudi Arabia, Russia, Australia, New Zealand, South America North American and so on.

What we supply include Hotel equipment; Snack food equipment such as deep fryers, griddles, bain maries, popcorn machines, candy floss machines and so on; Food processing machines such as planetary mixers, spiral mixers, meat mincers and meat slicers; Ovens such as deck ovens, convection ovens and pizza ovens; Stainless steel works such as tables, carts, shelves and sinks.

With high quality products and humanity service, relationship build on mutual trust, highly value on all our clients, we hope to build long term business relationship with all clients.



CONTENT 目录

| | | | |
|--|-------|------------------------------------|-------|
| 700&900柜式组合炉系列 700&900 Combination Oven Series | 01-07 | 电烘炉系列 Electric Deck Oven Series | 24 |
| 电炸炉系列 Electric Fryer Series | 08-09 | 燃气烘炉系列 Gas Deck Oven Series | 25 |
| 燃气炸炉系列 Gas Fryer Series | 10 | 甜甜圈机系列 Donut Machine Series | 26 |
| 电扒炉系列 Electric Griddle Series | 11 | 食物搅拌机系列 Planetary Mixer Series | 27-28 |
| 燃气扒炉系列 Gas Griddle Series | 12 | 和面机系列 Spiral Mixer Series | 29 |
| 压坑扒炉系列 Panini Grill Series | 13 | 冻肉切片机系列 Meat Slicer Series | 30 |
| 汤池系列 Bain Marie Series | 14 | 绞肉机系列 Meat Mincer Series | 31 |
| 班戟炉系列 Crepe Maker Series | 15 | 果汁机系列 Juice Dispenser Series | 32 |
| 面火炉系列 Salamander Series | 16 | 雪融机系列 Slush Machine Series | 33 |
| 煮食炉/火山石烧烤炉系列 Gas Stove / Lava Rock Grill Series | 17 | 制冰机系列 Ice Maker Series | 34 |
| 爆谷机系列 Popcorn Machine Series | 18 | 冰淇淋机系列 Ice Cream Machine Series | 35 |
| 保温柜系列 Food Warmer Series | 19-20 | 餐车系列 Dinning Cart Series | 36 |
| 中东烧烤炉系列 Shawarma Machine Series | 21 | 层架系列 Shelves Series | 37 |
| 披萨炉系列 Pizza Oven Series | 22 | 洗刷台系列 Water Sink Series | 38 |
| 热风循环炉/醒发箱/烤鸡炉系列 Convection Oven / Proofer / Chicken Rotisserie Series | 23 | 工作台系列 Working Table Series | 39 |



700&900柜式组合炉系列

700&900 Combination Oven Series



- 安全感焰装置
- 防爆燃点火装置
- 意外熄火保护装置
- 进口控温装置
- 炸炉超高温安全保护装置

- Flame sensor security device
- Explosion-proof ignition device
- Accidental flame out protection device
- Imported temperature control device
- Fryer equipped with over temperature protection device

700&900柜式组合炉系列 CHOOWIN

700&900 Combination Oven Series



GSC-94


Gas Stove With Cabinet-4 Burners
燃气4头煮食炉连柜



GSO-94

Gas Stove With Gas Oven-4 Burners
燃气4头煮食炉连焗炉

- 炉头采用精密铸造，火力稳定，坚固耐用
 - 炉头火焰大小可调节
 - 炉面模具拉伸成型，易于清洁，美观
 - 重型炉架，超长炉柄，可使用各种小锅
 - 带熄火保护及大小火控制装置，操作简单
 - 焗炉带有温度控制及超温保护功能，安全可靠
- The burners are manufactured through precision casting to make sure that flames are stable and enduring.
 - The size of the flames of the burners are adjustable.
 - Stretched forming cooking surface, easy to clean and beautiful.
 - Equipped with heavy hobs and extra long handles, this stove can be used for frying, stewing and roasting with very small cookers.
 - It is equipped with flame failure protection device and flame control device, easy operation.
 - The oven offers temperature control and flame failure protection function as well as over temperature device, more safe.

| 型号 Model | (热)功率 Power/HP(kw) | 尺寸 Size(mm) |
|--|-----------------------|----------------|
|  GSC-94 | 16 | 800X900X970 |
|  GSO-94 | 20.3 | 800X900X970 |
|  GSO-96 | 31.2 | 1200X900X970 |
|  GSL-94 | 30 | 1200X900X970 |
|  GSG-94 | 27 | 1200X900X970 |



GSO-96

Gas Stove With Cabinet-6 Burners
燃气6头煮食炉连柜&焗炉



GSL-94

Gas Stove & Grill With Cabinet & Oven-4 Burners
燃气4头煮食炉&烧烤炉连柜&焗炉



GSG-94

Gas Stove & Griddle With Cabinet
& Oven-4 Burners
燃气4头煮食炉&扒炉连柜&焗炉



700&900柜式组合炉系列

700&900 Combination Oven Series



GFC-94 EFC-94 GFC-74 EFC-74
Fryer With Cabinet
炸炉连柜



GPC-94 EPC-94 GPC-74 EPC-74
Pasta Cooker With Cabinet-12 Baskets
12篮煮面炉连柜

| 型号 Model | (热)功率 Power/HP(kw) | 尺寸 Size(mm) |
|-------------|-----------------------|----------------|
| GFC-94 | 32 | 800X900X970 |
| EFC-94 | 9+9 | 800X900X970 |
| GFC-74 | 32 | 700X750X930 |
| EFC-74 | 9+9 | 700X750X930 |
| GPC-94 | 12.4 | 800X900X970 |
| EPC-94 | 9+9 | 800X900X970 |
| GPC-74 | 12.4 | 700X750X930 |
| EPC-74 | 9+9 | 700X750X930 |

| 型号 Model | (热)功率 Power/HP(kw) | 尺寸 Size(mm) |
|-------------|-----------------------|----------------|
| GLC-94 | 12.4 | 800X900X970 |
| ELC-94 | 8.1 | 800X900X970 |
| GLC-74 | 12.4 | 700X750X930 |
| ELC-74 | 8.1 | 700X750X930 |
| GGC-94 | 9.6 | 800X900X970 |
| EGC-94 | 8.1 | 800X900X970 |
| GGC-74 | 9.6 | 700X750X930 |
| EGC-74 | 8.1 | 700X750X930 |



GLC-94 ELC-94 GLC-74 ELC-74
Lava Rock Grill With Cabinet
火山石烧烤炉连柜



GGC-94 EGC-94 GGC-74 EGC-74
Griddle With Cabinet
扒炉连柜

700&900柜式组合炉系列 CHOOWIN

700&900 Combination Oven Series



GSK-910 ESK-910 GSK-710 ESK-710
Soup Kettle-100L/60L
100L/60L 汤锅

| 型号 Model | (热)功率 Power/HP(kw) | 尺寸 Size(mm) |
|---|-----------------------|----------------|
|  GSK-910 | 24 | 800X900X940 |
|  ESK-910 | 24 | 800X900X970 |
|  GSK-710 | 16 | 700X750X930 |
|  ESK-710 | 16 | 700X750X930 |

- 功率大，升温快，高效节能，高压加热，安全可靠，防干烧
- 外形全不锈钢，简约美观，清洗方便，易保洁
- 进水、排水方便快捷
- 可调节炉脚
- 汤桶内置过滤网，操作简单
- With high power output, it can heat up fast and ensures high efficiency and energy conservation. High pressure heating, safe and reliable. Drying heating will be avoided.
- All stainless steel body, nice looking and easy to clean.
- Water can be easily poured in and drained out.
- Equipped with adjustable feet.
- The cooking pot has strainer inside, which makes it easy to operate.



GBC-95 EBC-95 GBC-75 EBC-75
Bain Marie With Cabinet
汤池连柜

| 型号 Model | (热)功率 Power/HP(kw) | 尺寸 Size(mm) |
|--|-----------------------|----------------|
|  GBC-95 | 4.5 | 800X900X940 |
|  EBC-95 | 6 | 800X900X970 |
|  GBC-75 | 4.5 | 700X750X930 |
|  EBC-75 | 6 | 700X750X930 |

- 一炉多用，煎、炒、扒、煮样样精通，性价比超强
- 锅体采用食用级#304不锈钢，保证食物清洁卫生
- 可倾式锅体设计，最大限度方便用户转移锅内食品
- 自动控温装置，60-300摄氏度温控范围
- 超高温保护装置，确保使用安全
- 锅体可倾提升翻转功能，手动升降可精确控制提升高度，
- 锅起断电装置
- This braising pan is multi-functional. It can be used for frying, stirring, cooking and also braising. It is extremely good choice.
- The pan is using #304 food grade stainless steel, clean and health.
- The tilting pan is designed to help users remove food.
- Automatic temperature control, temperature range from 60-300 C degree.
- Equipped with over temperature protection device, make sure you are safe during using it.
- The pan can be lifted and turned upside down. Lifting height can be controlled manually. Power cut off automatically once pan is lifted.

| 型号 Model | (热)功率 Power/HP(kw) | 尺寸 Size(mm) |
|---|-----------------------|----------------|
|  GBP-980 | 12 | 800X900X940 |
|  EBP-980 | 12 | 800X900X970 |
|  GBP-780 | 9.5 | 700X750X930 |
|  EBP-780 | 9 | 700X750X930 |



GBP-980 EBP-980 GBP-780 EBP-780
Braising Pan-80L/60L
80L/60L炒锅



700&900柜式组合炉系列

700&900 Combination Oven Series



ESC-94

Electric Stove With Cabinet-4 Plates
电4头煮食炉连柜



ESO-94

Electric Stove With Oven-4 burners
电4头煮食炉连焗炉



ESO-96

Electric Stove With Cabinet & Oven-6 Plates
电4头煮食炉连柜



ESC-92

Electric Stove With Cabinet-2 Plates
电2头煮食炉连柜



GSC-92

Gas Stove With Cabinet-2 burners
燃气2头煮食炉连柜

| 型号 Model | (热)功率 Power/HP(kw) | 尺寸 Size(mm) |
|--|-----------------------|----------------|
|  ESC-94 | 16 | 800X900X940 |
|  ESO-94 | 22 | 800X900X970 |
|  ESO-96 | 30 | 1200X900X970 |
|  ESC-92 | 8 | 400X900X970 |
|  GSC-92 | 8 | 400X900X970 |

- 电煮食炉台面使用一体拉伸成型，美观大方
- 采用德国进口EGO温控器，最大限度保障性能稳定可靠
- 每个炉头单独控制，节省能源
- 超高温保护功能，使用更放心
- Electric stove surface is stretched forming, beautiful and elegant.
- Equipped with Germany EGO thermostat, ensure stable and reliable performance.
- Each burner independent control, saving energy.
- Equipped with over temperature protection device. Make sure you are safe during using it.

700&900柜式组合炉系列 CHOOWIN

700&900 Combination Oven Series







GLC-92 ELC-92
Stove With Cabinet
火山石烧烤炉连柜



GFC-92 EFC-92
Deep Fryer With Cabinet
炸炉连柜

| 型号 Model | (热)功率 Power/HP(kw) | 尺寸 Size(mm) |
|--|-----------------------|----------------|
|  GLC-92 | 6.2 | 400X900X970 |
|  ELC-92 | 4.1 | 400X900X970 |
|  GFC-92 | 16 | 400X900X970 |
|  EFC-92 | 9 | 400X900X970 |

| 型号 Model | (热)功率 Power/HP(kw) | 尺寸 Size(mm) |
|--|-----------------------|----------------|
|  GBC-92 | 2.25 | 400X900X970 |
|  EBC-92 | 3 | 400X900X970 |
|  GGC-92 | 4.8 | 400X900X970 |
|  EGC-92 | 4.1 | 400X900X970 |



GBC-92 EBC-92
Gas Stove With Cabinet-4 burners
汤池连柜



GGC-92 EGC-92
Gas Stove With Cabinet-4 burners
扒炉连柜



燃气台式组合炉系列

Gas Counter Top Combination Oven Series



GL-92-1 GL-72-1
Gas Lava Rock Grill
燃气火山石烧烤炉



GG-92-1 GG-72-1
Gas Griddle
燃气扒炉



GS-94-1 GS-74-1
Gas Stove-4 burners
燃气4头煮食炉



GS-96-1
Gas Stove-6 burners
燃气6头煮食炉



GSG-94-1
Gas 4 Burners Stove With Griddle
燃气4头煮食炉连扒炉



GSL-94-1
Gas 4 Burners Stove With Grill
燃气4头煮食炉连火山石烧烤炉



- 精选高品质不锈钢材质，耐腐蚀，一体拉伸成型，美观大方，经久耐用
- 烧烤网坚固耐用，不易变形
- 带熄火保护装置，安全可靠
- 热效率高，节能烟气低
- Made of high-quality stainless steel, anti rust. Stretched forming cooking surface, beautiful, elegant and durable.
- The grid is solid and durable, will not deform easily.
- Equipped with flame failure protection device, great safe and reliable.
- High efficiency and energy saving, low fumes.

| 型号 Model | (热)功率 Power/HP(kw) | 尺寸 Size(mm) |
|--|-----------------------|----------------|
|  GL-92-1 | 12.4 | 800X900X530 |
|  GL-72-1 | 12.4 | 700X750X480 |
|  GG-92-1 | 12.4 | 800X900X530 |
|  GG-72-1 | 12.4 | 700X750X480 |
|  GS-94-1 | 12.4 | 800X900X530 |
|  GS-74-1 | 12.4 | 700X750X480 |
|  GS-96-1 | 24 | 1200X900X530 |
|  GSG-94-1 | 24 | 1200X900X530 |
|  GSL-94-1 | 24 | 1200X900X530 |

电炸炉系列

Electric Fryer Series

CHOOWIN



EF-301V



- 整机加厚不锈钢板材，更持久耐用
- #304不锈钢U形发热管，高效发热
- 采用国内一流厂家温控器，精准控温，温度范围50-200摄氏度
- 使用防水开关，经过10万次反复测试，耐用且防水
- 内置超高温保护装置，一旦温度过高将自动断电，保证使用者及机器安全
- 60分钟定时器，使用更放心

- This fryer is made of very thick stainless steel, more durable
- Equipped with #304 stainless steel U shape heating element, heating fast and save energy
- Using the first class thermostat in China, the temperature controlled precisely. Temperature range from 50-200C degree.
- With waterproof switch, pass 100,000 times tests, more durable.
- Equipped with over temperature device, make sure user and machine safe.
- With 60mins timer, easy to operate.

| 型号 Model | (热)功率 Power/HP(kw) | 油量 Capacity(L) | 尺寸 Size(mm) |
|-------------|-----------------------|-------------------|----------------|
| EF-301V | 6 | 30 | 600X530X425 |



电炸炉系列

Electric Fryer Series



EF-101 / 131

10L / 13L Single Tank Deep Fryer
单缸10L/13L炸炉



EF-102 / 132

10L*2 / 13L*2 Double Tank Deep Fryer
双缸10L*2/13L*2炸炉

- 整机加厚不锈钢板材，更持久耐用
- #304不锈钢U形发热管，高效发热
- 采用国内一流厂家温控器，精准控温，温度范围50-200摄氏度
- 使用防水开关，经过10万次反复测试，耐用且防水
- 内置超高温保护装置，一旦温度过高将自动断电，保证使用者及机器安全
- 自带微动开关，当炉头提起来的时候自动停止加热

| 型号 Model | (热)功率 Power/HP(kw) | 油量 Capacity(L) | 尺寸 Size(mm) |
|-------------|-----------------------|-------------------|----------------|
| EF-101 | 3 | 10 | 460X280X305 |
| EF-131 | 5 | 13 | 290X440X330 |
| EF-102 | 3+3 | 10+10 | 570X230X305 |
| EF-132 | 5+5 | 13+13 | 590X440X330 |

- This fryer is made of very thick stainless steel, more durable
- Equipped with #304 stainless steel U shape heating element, heating fast and save energy.
- Using the first class thermostat in China, the temperature controlled precisely. Temperature range from 50-200C degree.
- With waterproof switch, pass 100,000 times tests, more durable.
- Equipped with over temperature device, make sure user and machine safe.
- Equipped with micro-switch, once lift the burner, it will automatically stop heat.

| 型号 Model | (热)功率 Power/HP(kw) | 油量 Capacity(L) | 尺寸 Size(mm) |
|-------------|-----------------------|-------------------|----------------|
| EF-101V | 3 | 10 | 280X470X325 |
| EF-131V | 5 | 13 | 310X485X350 |
| EF-161V | 5 | 16 | 340X520X365 |
| EF-102V | 3+3 | 10+10 | 570X470X325 |
| EF-132V | 5+5 | 13+13 | 630X485X350 |
| EF-162V | 5+5 | 13+13 | 690X520X365 |



EF-101V / 131V / 161V

10L / 13L / 16L Single Tank Deep Fryer
单缸10L/13L/16L炸炉



EF-102V / 132V / 162V

10L*2 / 13L*2 / 16L*2 Double Tank Deep Fryer
双缸10L*2/13L*2/16L*2炸炉

燃气炸炉系列

Gas Fryer Series

CHOOWIN



GF-301V

Gas Fryer-30L
燃气30L炸炉



GF-71

Gas Fryer-10L
燃气10L炸炉



GF-72 GF-73

Gas Fryer 10L*2 (2 Tank) /20L (1 Tank)
燃气10L*2 (双缸)/20L (单缸) 炸炉



GF-181V

Gas Fryer With Temperature Control-18L
单缸燃气可控温炸炉-18L



GF-182V

Gas Fryer With Temperature Control-18L*2 (2 Tank)
双缸燃气可控温炸炉

| 型号 Model | (热)功率 Power/HP(kw) | 油量 Capacity(L) | 尺寸 Size(mm) |
|---|-----------------------|-------------------|----------------|
|  GF-301V | / | 32 | 600X525X575 |
|  GF-71 | / | 10 | 278X470X480 |
|  GF-72 | / | 10+10 | 578X470X480 |
|  GF-73 | / | 20 | 578X470X480 |
|  GF-181V | / | 18 | 340X600X640 |
|  GF-182V | / | 18+18 | 680X600X640 |



电扒炉系列

Electric Griddle Series



EG-360
Electric Griddle
电扒炉



EG-818
Electric Griddle
电扒炉



EG-820
Electric Griddle
电扒炉



EG-500
Electric Griddle
电扒炉



EG-750
Electric Griddle
电扒炉



- 使用加厚扒板，更持久保温，耐用
- 采用国内一流厂家温控器，精准控温，温度范围50-200摄氏度
- 内置超高温保护装置，一旦温度过高将自动断电，保证使用者及机器安全
- #304不锈钢U形发热管，受热均匀，发热快
- 大容量接渣盒，操作简便



EG-548
Electric Griddle
电扒炉



EG-738
Electric Griddle
电扒炉

| 型号 Model | (热)功率 Power/HP(kw) | 扒板厚度 Plate Thickness(mm) | 尺寸 Size(mm) |
|-------------|-----------------------|-----------------------------|----------------|
| EG-360 | 2 | 8 | 360X450X245 |
| EG-818 | 3 | 8 | 550X430X250 |
| EG-820 | 4.4 | 8 | 730X470X250 |
| EG-500 | 3 | 10 | 500X520X310 |
| EG-750 | 6 | 10 | 750X520X310 |
| EG-548 | 3 | 8 | 555X473X250 |
| EG-738 | 4.4 | 8 | 735X524X250 |

燃气扒炉系列

Gas Griddle Series

CHOOWIN




GG-600
Gas Griddle
燃气扒炉



GG-500
Gas Griddle
燃气扒炉



GG-360
Gas Griddle
燃气扒炉



- With thicker baking griddle, keep more heat and durable
- Using the first class thermostat in China, the temperature controlled precisely. Temperature range from 50-200C degree.
- Equipped with over temperature device, make sure user and machine safe.
- #304 stainless steel U shape heating element, heat more even and fast.
- Big residue box, easy operation.

| 型号 Model | (热)功率 Power/HP(kw) | 扒板厚度 Plate Thickness(mm) | 尺寸 Size(mm) |
|--|-----------------------|-----------------------------|----------------|
|  GG-600 | / | 12 | 600X580X345 |
|  GG-500 | / | 12 | 500X580X345 |
|  GG-360 | / | 12 | 360X580X345 |
|  GG-718 | / | 10 | 550X510X430 |
|  GG-720 | / | 10 | 730X560X430 |



GG-718
Gas Griddle
燃气扒炉



GG-720
Gas Griddle
燃气扒炉



压坑扒炉系列



















Panini Grill Series



PG-811A
Panini Grill
压坑扒炉

PG-812A
Panini Grill
压坑扒炉

PG-813A
Panini Grill
压坑扒炉

| 型号 Model | (热)功率 Power/HP(kw) | 扒板形状 Plate Style | 尺寸 Size(mm) |
|---|-----------------------|---|----------------|
|  PG-811A | 1.8 |  | 305X365X210 |
|  PG-811B | 1.8 |  | 305X365X210 |
|  PG-811C | 1.8 |  | 305X365X210 |
|  PG-812A | 2.2 |  | 430X365X210 |
|  PG-812B | 2.2 |  | 430X365X210 |
|  PG-812C | 2.2 |  | 430X365X210 |
|  PG-813A | 3.6 |  | 520X360X210 |
|  PG-813B | 3.6 |  | 520X360X210 |
|  PG-813C | 3.6 |  | 520X360X210 |



- 采用加厚铁板，表面使用特级食用铁氟龙喷涂，更保温，不易掉，持久耐用
- 使用不锈钢加固支架支撑，内置弹簧，使上扒板可以随意停留
- 采用国内一流厂家温控器，温度范围50-300摄氏度
- 防烫拉手设计，同时标有防烫标志，更人性化
- The baking plate is more thick, coated with edible Teflon, keep more heat, never drop, more durable
- Stainless steel thicker brace, built-in spring, which can let the griddle stop at any angles.
- Using the first class thermostat in China, the temperature controlled precisely. Temperature range from 50-300C degree.
- Designed with humanity heat insulation plastic handle and heat remark, make sure users safe during using it.



BM-2T
2 Pan Bain Marie
2盆汤池

BM-4T
4 Pan Bain Marie
4盆汤池

BM-6T
6 Pan Bain Marie
6盆汤池

| 型号 Model | (热)功率 Power/HP(kw) | 份数盆 GN Pans | 尺寸 Size(mm) |
|---|-----------------------|----------------|----------------|
|  BM-2T | 0.8 | 1/2X2 | 354X590X240 |
|  BM-4T | 1.5 | 1/2X4 | 694X590X240 |
|  BM-6T | 1.8 | 1/2X6 | 1035X590X240 |

- 使用优质不锈钢板材，不漏水
- U形#304不锈钢发热管，导热更均匀
- 使用防水开关，经过10万次反复测试，耐用且防水
- 加厚份数盘，持久保温。
- 操作简便



BM-3
3 Pan Bain Marie
3盆汤池

BM-4
4 Pan Bain Marie
4盆汤池

BM-5
5 Pan Bain Marie
5盆汤池

| 型号 Model | (热)功率 Power/HP(kw) | 份数盆 GN Pans | 尺寸 Size(mm) |
|--|-----------------------|----------------|----------------|
|  BM-3 | 1.5 | 1/2X3 | 915X350X315 |
|  BM-4 | 1.5 | 1/2X4 | 1180X350X315 |
|  BM-5 | 1.5 | 1/2X5 | 1445X350X315 |

- Using high quality stainless steel body, never water leak.
- U shape #304 stainless steel, heat more even
- With waterproof switch, pass 100,000 times tests, more durable.
- Thicker GN pans, keep more heat and durable
- Easy operation



班戟炉系列

Crepe Maker Series

- 加厚铸铁烤盘，表面使用特级食用铁氟龙，永不脱落，持久保温
- 内置超高温安全装置，保证使用安全
- 采用国内一流厂家温控器，温度范围50-300摄氏度
- 抽屉式接渣盘，使用更方便
- Much thicker baking plate with edible Teflon, never drop and keep more heat
- Equipped with over temperature device, make sure users safe during using it.
- The first class thermostat in China, control temperature more precisely. Temperature range from 50-300C degree.
- Drawer style residue box, easy operation.



EC-01
Electric Crepe Maker
电班戟炉




EC-02
Electric Crepe Maker
电班戟炉

| 型号 Model | (热)功率 Power/HP(kw) | 烤盘直径 Plate Diameter(mm) | 尺寸 Size(mm) |
|-------------|-----------------------|----------------------------|----------------|
| EC-1 | 3 | 400 | 450X450X220 |
| EC-2 | 6 | 400X2 | 860X500X220 |



GC-01
Gas Crepe Maker
燃气班戟炉



GC-02
Gas Crepe Maker
燃气班戟炉

| 型号 Model | (热)功率 Power/HP(kw) | 烤盘直径 Plate Diameter(mm) | 尺寸 Size(mm) |
|-------------|-----------------------|----------------------------|----------------|
| GC-1 | / | 400 | 530X450X250 |
| GC-2 | / | 400X2 | 890X520X250 |

面火炉系列 CHOOWIN

Salamander Series



ES-936
Electric Salamander
电面火炉



ES-937
Electric Salamander
电面火炉



ES-938
Electric Salamander
电面火炉

| 型号 Model | (热)功率 Power/HP(kw) | 尺寸 Size(mm) |
|-------------|-----------------------|----------------|
| ES-936 | 2 | 610X340X280 |
| ES-937 | 4 | 800X450X470 |
| ES-938 | 2.2 | 580X390X390 |



ES-450
Electric Salamander
电升降面火炉



ES-600
Electric Salamander
电升降面火炉



ES-800
Electric Salamander
电升降面火炉

| 型号 Model | (热)功率 Power/HP(kw) | 尺寸 Size(mm) |
|-------------|-----------------------|----------------|
| ES-450 | 2.8 | 450X480X500 |
| ES-600 | 4 | 600X480X520 |
| ES-800 | 5.8 | 800X480X520 |



GS-4
Gas Salamander -4 Burners
燃气面火炉-4头



GS-6
Gas Salamander -6 Burners
燃气面火炉-6头



GS-8
Gas Salamander -8 Burners
燃气面火炉-8头

| 型号 Model | (热)功率 Power/HP(kw) | 尺寸 Size(mm) |
|-------------|-----------------------|----------------|
| GS-4 | / | 620X520X590 |
| GS-6 | / | 820X520X590 |
| GS-8 | / | 1020X520X590 |




煮食炉/火山石烧烤炉系列

Gas Stove / Lava Rock Grill Series

- 炉头采用精密铸造，火力稳定，坚固耐用
- 加厚加重炉架，适用各种尺寸锅盆
- 加厚支撑箱体，更耐用
- 每个炉头单独控制，节省能源
- 自动点火装置，简单易用
- 内置熄火保护装置，保证使用者安全

- The burners are manufactured through precision casting to make sure that flames are stable and durable.
- More thick and more heavy hobs, can be used for very small cookers
- Thicker body, more durable
- Each burner controlled separately, energy saving
- Auto ignition, easy operation.
- Built-in flame failure protection device, great safe and reliable.



GR-2
Gas Stove -2 Burners
燃气2头煮食炉



GR-4
Gas Stove-4 Burners
燃气4头煮食炉









GR-6
Gas Stove-6 Burners
燃气6头煮食炉



GL-368
Gas Lava Rock Grill -1 Burners
燃气1头火山石烧烤炉



EL-688
Electric Lava Rock Grill -2 Burners
电2头火山石烧烤炉

| 型号 Model | (热)功率 Power/HP(kw) | 尺寸 Size(mm) |
|--|-----------------------|----------------|
|  GR-2 | / | 305X760X320 |
|  GR-4 | / | 610X760X320 |
|  GR-6 | / | 915X760X320 |
|  EL-368 | 3 | 368X630X330 |
|  GL-368 | / | 368X630X330 |
|  EL-688 | 6 | 688X630X330 |
|  GL-688 | / | 688X630X330 |

爆谷机系列

Popcorn Machine Series

CHOOWIN



PC-1608

C-300
8OZ Popcorn Machine Cart
8安士爆谷机车



PC-818
8OZ Popcorn Machine
8安士爆谷机

C-600
8OZ Popcorn Machine Cart
8安士爆谷机车

- 8安士爆谷机，具有干净、卫生、清洁容易、操作简单及设计美观等优点
- 使用多重环形加热管，导热均匀，国内特级食用级铁氟龙涂层，不粘锅，清洗方便
- 内置有245摄氏度限温器，防止过高温度导致机器损坏
- 铝制一体拉伸支撑条，美观大方
- 采用蘑菇形白色灯泡，耐高温，更美观
- 加厚亚克力门，保持热量持久；装有门磁吸，防护更简便
- 8oz popcorn machine, with cleaning, hygiene, easy cleaning and beautiful design structures.
- Using multiple annularity heating element, more even heating. The pot coated with edible Teflon, never stick to the pot, easy clean.
- Built-in 245C degree over temperature limiter, make sure user and equipment safe.
- Stretched forming aluminum pillar support, elegant and beautiful.
- Big mushroom white bulb, heatproof and luxury.
- Thicker perspex door with magnet, keep warmer.
- Easy operation.

| 型号 Model | (热)功率 Power/HP(kw) | 尺寸 Size(mm) |
|-------------|-----------------------|----------------|
| PC-1608 | 1.3 | 560X420X680 |
| PC-1608-2 | 1.3 | 560X420X680 |
| PC-802 | 1.3 | 560X420X740 |
| PC-803 | 1.3 | 560X420X740 |
| PC-818 | 1.3 | 590X450X780 |
| C-300 | / | 696X360X847 |
| C-600 | / | 1000X530X760 |



PC-1608
8OZ Popcorn Machine
8安士爆谷机



PC-1608-2
8OZ Popcorn Machine
8安士爆谷机



PC-802
8OZ Popcorn Machine
8安士爆谷机



PC-803
8OZ Popcorn Machine
8安士爆谷机



保温柜系列

Food Warmer Series



FW-809
Luxury Warming Showcase
豪华型保温柜



FW-809B
Luxury Warming Showcase
豪华型保温柜



FW-809C FW-809D
Luxury Warming Showcase
豪华型保温柜

| 型号 Model | (热)功率 Power/HP(kw) | 尺寸 Size(mm) |
|-------------|-----------------------|----------------|
| FW-809 | 1.2 | 330X490X660 |
| FW-809B | 1.5 | 700X490X660 |
| FW-809C | 1.6 | 950X480X600 |
| FW-809D | 2.3 | 1200X480X600 |



- 前后门透明开门设计，方便操作
- 可调节食物架，玻璃展示更美观
- 节能保温灯及发热管双重保温
- 可调节式温度，温度范围20-85摄氏度
- 底部设计有份数盘，可放水使食物保持水分

- Front and back door open design, easy operation
- Adjustable food shelf and 4 sides glass design, beautiful and elegant.
- With warming light and heating element double warming system.
- Adjustable temperature control, temperature range from 20-85C degree.
- Designed with GN pan at the bottom, keep food moisture.

保温柜系列 CHOOWIN

Food Warmer Series



FW-863
Luxury SUS Warming Showcase
豪华不锈钢型保温柜



FW-862
Luxury SUS Warming Showcase
豪华不锈钢型保温柜



FW-861
Luxury SUS Warming Showcase
豪华不锈钢型保温柜



FW-808
Arc Glass Warming Showcase
弧形玻璃保温柜



FW-908
Arc Glass Warming Showcase
弧形玻璃保温柜



FW-1P
Pie Warmer
派保温柜

| 型号 Model | FW-863 | FW-862 | FW-861 | FW-808 | FW-908 | FW-1P |
|-----------------------|-------------|-------------|-------------|-------------|-------------|-------------|
| (热)功率 Power/HP(kw) | 1.6 | 1.2 | 1.2 | 0.91 | 1.2 | 0.75 |
| 尺寸 Size(mm) | 900X490X580 | 650X490X580 | 380X490X580 | 660X490X580 | 940X490X580 | 350X490X580 |



中东烧烤炉系列

Shawarma Machine Series



GSW-100
Mini Gas Shawarma Machine
迷你燃气中东烧烤炉






GSW-50
Mini Gas Shawarma Machine
迷你燃气中东烧烤炉



KS-100
Kebab Slicer
刮肉机

- 全自动旋转杆，烧烤更均匀
- 加厚不锈钢板材，能承受更多的食物
- 大面积炉头，火力更强劲
- 可调节式前后烧烤距离，操作更简便
- Auto rotating pillar, heat more even.
- Thicker stainless steel body, supporting more food.
- Big burner which is fast heat and energy saving
- It can adjust the distance of the burner and the pillar, which can control the heat precisely.

| 型号 Model | (热)功率 Power/HP(kw) | 尺寸 Size(mm) |
|---|-----------------------|----------------|
|  GSW-100 | 0.02 | 295X320X500 |
|  GSW-50 | 0.02 | 295X320X500 |
|  KS-100 | 0.08 | 200X240X290 |

- 全不锈钢加厚机身，可以承受更多的食物
- 采用优质电机，在超大承重下仍能顺畅旋转
- 手动调节烤肉距离，操作简便
- 采用国内一流炉头，烧烤均匀，火焰明亮
- All stainless steel thick material. Bear more food.
- Equipped high quality motor, running smoothly at heavy burdens.
- Manual adjust distance from the burner with the food.
- Using first class burners, even flame and burning bright.

| 型号 Model | (热)功率 Power/HP(kw) | 尺寸 Size(mm) |
|--|-----------------------|----------------|
|  GSW-983R | / | 540X670X840 |
|  GSW-984R | / | 540X670X1015 |
|  ESW-984 | 9 | 540X670X1015 |



GSW-983R
Gas Shawarma Machine
燃气中东烧烤炉



GSW-984R
Gas Shawarma Machine
燃气中东烧烤炉



ESW-984
Electric Shawarma Machine
电中东烧烤炉

披萨炉系列 CHOOWIN

Pizza Oven Series

- 使用高聚能耐高温青石板，搭配上下各3根#304不锈钢发热管，受热快，导热更均匀
- 50-350度自由调控，双层独立控温
- 机械式精准定时
- 内置烤箱专用高温灯，可以从高温玻璃门随时观察火候颜色；



EP1ST
Electric Pizza Oven
披萨炉



EP2PT
Electric Pizza Oven
披萨炉



EP2PR
Electric Pizza Oven
披萨炉

- Our Pizza oven use high temperature resistance stone, with 3pcs #304 stainless heating elements upside and downside, fast and even heating.
- Each deck with one thermostat, independent temperature control
- With mechanical timer, no need keep eyes on the baking
- Equipped with high temperature resistance light bulb inside the chamber, can see how the baking through the very thick window on the door.



E01-1
Electric Pizza Oven
披萨炉



EPOX1
Electric Pizza Oven
披萨炉



EPOX2
Electric Pizza Oven
披萨炉

| 型号 Model | EP1ST | EP2ST | EP2PT | EP2PR | E01-1 | EPOX1 | EPOX2 |
|--------------------------|-------------|-------------|-------------|-------------|-------------|--------------|--------------|
| (热)功率 Power/HP(kw) | 2 | 3 | 3 | 3 | 4.2 | 6.5 | 13 |
| 内胆尺寸 Chamber Size(mm) | 415X400X120 | 415X400X120 | 415X400X120 | 415X400X120 | 640X438X140 | 870X640X220 | 870X640X180 |
| 石板尺寸 Stone Size(mm) | 400X400X1PC | 400X400X2PC | 400X400X2PC | 400X400X2PC | 638X430X1PC | 653X430X2PC | 638X430X4PC |
| 尺寸 Size(mm) | 560X570X280 | 560X570X440 | 560X570X440 | 560X570X440 | 870X600X345 | 1220X880X520 | 1220X880X905 |



热风循环炉/醒发箱/烤鸡炉系列

Convection Oven / Proofer / Chicken Rotisserie Series



EC01C



GC-5A



EP-10D



EP-13



EP-26

| 型号 Model | EC01C | GC-5A | EC-5A | EP-10D | EP-13 | EP-26 | EP-16 | EP-32 |
|-----------------------|--------------|--------------|--------------|---------------|---------------|---------------|---------------|---------------|
| (热)功率 Power/HP(kw) | 4.5 | / | 7.5 | 2.5 | 2.1 | 2.3 | 2.1 | 2.3 |
| 烤盘尺寸 Tray Size(mm) | 318X440X4PCS | 400X600X5PCS | 400X600X5PCS | 400X600X10PCS | 400X600X13PCS | 400X600X26PCS | 400X600X16PCS | 400X600X32PCS |
| 尺寸 Size(mm) | 670X650X470 | 850X1230X650 | 850X1200X660 | 850X1230X890 | 710X510X1670 | 1010X710X1690 | 720X510X1950 | 1030X750X1890 |



ECR-3 GCR-3
3 Rods Chicken Rotisserie
3棍烤鸡炉



ECR-6 GCR-6
6 Rods Chicken Rotisserie
6棍烤鸡炉



ECR-9 GCR-9
9 Rods Chicken Rotisserie
9棍烤鸡炉

| 型号 Model | (热)功率 Power/HP(kw) | 尺寸 Size(mm) |
|-------------|-----------------------|----------------|
| ECR-3 | 6 | 800X900X970 |
| GCR-3 | / | 800X900X970 |
| ECR-6 | 12.3 | 700X750X930 |
| GCR-6 | / | 700X750X930 |
| ECR-9 | 18.4 | 800X900X970 |
| GCR-9 | / | 800X900X970 |

电烘炉系列 **CHOOWIN**

Electric Deck Oven Series

- 适用于面包, 饼干, 月饼, 蛋挞和曲奇的烘烤, 一机多功能
- 箱体前操作面板使用不锈钢材质, 侧板和背板使用防锈铝化板材
- 微电脑数码温控显示, 上下发热系统单独控制
- 带有定时功能
- 装备自动脉冲点火安全阀, 在无故熄火的情况下保证机器及使用者安全
- 内置灯泡, 可以通开玻璃门观察烘烤情况
- 自动恒温装置。可以按照客户要求装高温石板



EBO-102H
Electric 1 Deck 2 Tray Oven
电1层2盘烘炉



EBO-204H
Electric 2 Deck 4 Tray Oven
电2层4盘烘炉



EBO-306H
Electric 3 Deck 6 Tray Oven
电3层6盘烘炉

- Our deck ovens are suitable for all types of bread, cake, biscuit, moon-cake, egg-tart and cookies.
- Outside front in semi-stainless steel and other sides by aluminizing sheet with high rust-proof.
- With Microcomputer digital temperature display, up and bottom fire is controlled separately.
- Equipped with timer.
- Equipped with fully Automatic pulse ignition extinguishing safety valves in case of failure igniting.
- Built-in lighting bulb for seeing how is the baking.
- Automatic temperature constant, as well as can contain Lava stone inside.



EBO-103H
Electric 1 Deck 3 Tray Oven
电1层3盘烘炉



EBO-206H
Electric 2 Deck 6 Tray Oven
电2层6盘烘炉



EBO-309H EBO-312H
Electric 3 Deck 9/12 Tray Oven
电3层9盘/12盘烘炉

| 型号 Model | EBO-102H | EBO-204H | EBO-306H | EBO-103H | EBO-206H | EBO-309H | EBO-312H |
|-----------------------|--------------|---------------|---------------|--------------|---------------|---------------|----------------|
| (热)功率 Power/HP(kw) | 6.6 | 13.2 | 19.8 | 8.4 | 16.8 | 25.2 | 25.2 |
| 尺寸 Size(mm) | 1230X830X550 | 1230X830X1250 | 1230X830X1520 | 1650X830X550 | 1650X830X1250 | 1650X830X1520 | 1650X1060X1520 |



燃气烘炉系列

Gas Deck Oven Series



GBO-306H
Gas 3 Deck 6 Tray Oven
燃气3层6盘烘炉



GBO-204H
Gas 2 Deck 4 Tray Oven
燃气2层4盘烘炉



GBO-102H
Gas 1 Deck 2 Tray Oven
燃气1层2盘烘炉



GBO-103H
Gas 1 Deck 3 Tray Oven
燃气1层3盘烘炉



GBO-206H
Gas 2 Deck 6 Tray Oven
燃气2层6盘烘炉



GBO-309H GBO-312H
Gas 3 Deck 9/12 Tray Oven
燃气3层9/12盘烘炉

| 型号 Model | GBO-102H | GBO-204H | GBO-306H | GBO-103H | GBO-206H | GBO-309H | GBO-312H |
|-----------------------|--------------|---------------|---------------|--------------|---------------|---------------|----------------|
| (热)功率 Power/HP(kw) | 0.2 | 0.2 | 0.3 | 0.2 | 0.2 | 0.3 | 0.3 |
| 尺寸 Size(mm) | 1330X840X600 | 1330X840X1340 | 1330X840X1615 | 1750X840X600 | 1750X840X1340 | 1750X840X1615 | 1750X1090X1615 |

甜甜圈机系列 CHOOWIN

Donut Machine Series



T-101
Mini Automatic Donut Machine
迷你全自动甜甜圈机



T-100A
Gas Automatic Donut Machine
燃气全自动甜甜圈机



T-3
Manual Donut Dropper
甜甜圈下料桶



T-100
Automatic Donut Machine
全自动甜甜圈机



- 全自动甜甜圈机, 集下料, 甜甜圈切割, 油炸, 翻饼, 出饼于一身
- 全不锈钢加厚材质, 持久耐用
- T-101采用国内一流厂家继电器, 温控器, 限温器, 保证机器稳定
- T-100采用机械式运转系统, 更高效。采用大功率#304不锈钢发热管, 加热更快
- 机械式翻饼系统, 保证食物两面均能有效油炸
- 大容量料桶
- 带有计数功能, 可以知道一天生产数量
- 3套模具, 满足不同大小甜甜圈需求
- Automatic donut machine, include donut drop, donut cut, donut fry, donut turn, donut out functions, very good choice for big donut shop and chains.
- All stainless steel thicker material, more durable
- T-101 use first class relays, thermostat, over temperature limiter, keep safe using the machine, more stable
- T-100 use mechanical system, high output. Bigger power #304 stainless steel heating element, fast heating.
- Mechanical donut turn system, make sure each side of donut fried perfect.
- Bigger hopper
- Equipped with counter, can count how many donuts made in one day.
- With 3 sizes moulds, satisfy for different size donuts requires.

| 型号 Model | (热)功率 Power/HP(kw) | 产量 Output(Pcs/H) | 甜甜圈尺寸 Donut Size(mm) | 尺寸 Size(mm) |
|--|-----------------------|---------------------|-------------------------|----------------|
|  T-101 | 3 | 300-500 | 30-100 | 1100X330X650 |
|  T-100 | 6 | 500-1200 | 30-100 | 1100X550X650 |
|  T-100A | 4+6 | 500-1200 | 30-100 | 1100X600X850 |
| T-3 | / | / | 40 | 420X180X180 |



食物搅拌机系列

Planetary Mixer Series



B20B
B Series 20L Planetary Mixer
B系列20L食物搅拌机
B Series Gear Drive

- 运用行星运动原理，搅拌器在料筒内做行星运动，是食物得到充分混合
- 配备3种搅拌器，具备和面、搅拌、打蛋、打奶油等功能
- 机内凡接触食物零部件，均采用优质不锈钢制造，卫生耐用且符合食品卫生标准

- Our planetary is very good performance.
- The agitator is designed to do planetary motion inside the bowl where the food can be fully blend.
- The machine are complete with 3 types of agitator and have 3 grades of speed for different mixing purposes like flour mixing, stuff mixing, egg beating and etc.
- All parts in contact with food are made of stainless steel, which are enduring in use and in conformity with food hygiene standard.



| 型号 Model | (热)功率 Power/HP(kw) | 容量 Kneading CAP. | 搅拌速度 Mixing Speed | 尺寸 Size(mm) |
|--|-----------------------|---------------------|----------------------|----------------|
|  B10B | 0.45 | 10L/1KG | 110/360R/Min | 450X366X606 |
|  B15B | 0.5 | 20L/1.5KGS | 105/180/408R/Min | 474X372X676 |
|  B20B | 0.75 | 20L/3KGS | 105/180/408R/Min | 520X420X760 |
|  B30B | 1.1 | 30L/4KGS | 105/180/408R/Min | 545X440X882 |



B60F
F Series 60L Planetary Mixer
F系列60L食物搅拌机
F Series Belt Drive



B20K
K Series 20L Planetary Mixer
K系列20L食物搅拌机
K Series Gear Drive

搅拌器和转速选择

- 蛇形搅拌器
适用于和面及拌和粘性较大的食物。和面加水量为面粉重量的40%–45%。–选用低速
- 拍形搅拌器
适用于拌和碎状、粉状、糊状食物，如馅料等 –选用中速
- 花蕾形搅拌器
适用于拌和液体状食物，如奶油，打蛋等–选用高速

Selection of Agitator and Speed

- Dough arm
Suitable for heavy bread dough or other high viscosity food material. Suggested amount of water is 40%–45% of the flour. –Set the machine at LOW SPEED.
- Beater
Suitable for thin batters, cake, mashing potatoes and crushed, powdered, pasty food like stuffing. –Set the machine at MIDDLE SPEED
- Wire whip
Suitable for mixing liquid food, whipping cream and beating eggs. Set the machine at HIGH SPEED
- (Notice: STOP the machine to change speed. DO NOT mix dough at middle or high speed.)

| 型号 Model | (热)功率 Power/HP(kw) | 容量 Kneading CAP. | 搅拌速度 Mixing Speed | 尺寸 Size(mm) |
|--|-----------------------|---------------------|----------------------|----------------|
|  B20F | 0.75 | 20L/3KGS | 110/200/420R/Min | 515X440X820 |
|  B25F | 0.95 | 25L/3KGS | 110/200/420R/Min | 515X440X860 |
|  B30F | 1.1 | 30L/3.5KGS | 110/200/420R/Min | 545X488X925 |
|  B40F | 1.5 | 40L/4.5KGS | 80/160/310R/Min | 620X630X1011 |
|  B50F | 1.8 | 50L/7KGS | 74/150/288R/Min | 690X622X1200 |
|  B60F | 2 | 60L/8KGS | 74/150/288R/Min | 724X652X1300 |
|  B80F | 3/4 | 80L/30KGS | 75/111/220R/Min | 1205X740X1620 |
|  B10K | 0.45 | 10L/2KGS | 110/178/355R/Min | 452X432X606 |
|  B15K | 0.5 | 15L/3KGS | 110/178/355R/Min | 474X444X676 |
|  B20K | 1.1 | 20L/5KGS | 104/187/365R/Min | 530X496X780 |
|  B30K | 1.1 | 30L/6KGS | 104/187/365R/Min | 546X512X852 |
|  B40K | 1.5 | 40L/8KGS | 104/206/399R/Min | 640X530X1000 |



和面机系列

Spiral Mixer Series

- CS系列双动双速和面机是一种新型和面机械。
- 其和面器与料桶可同时转动，大大加速了搅拌速度，提高了效果。
- 本机装有安全防护罩，操作方便安全，外形美观，易于清洁。
- 本系列和面机特别适用于西饼屋烘焙面包，宾馆、餐馆、单位食堂等揉制面团。

| 型号 Model | (热)功率 Power/HP(kw) | 和面量 Kneading CAP. | 搅拌速度 Mixing Speed | 桶转速度 Bowl Speed | 尺寸 Size(mm) |
|-------------|-----------------------|----------------------|----------------------|--------------------|----------------|
| CS10 | 0.55 | 10L/5KGS | 165R/Min | 15R/Min | 720X380X760 |
| CS20 | 0.75 | 20L/8KGS | 185R/Min | 15R/Min | 690X400X730 |
| CS30 | 0.85 | 30L/12KGS | 185R/Min | 15R/Min | 800X445X790 |
| CS30A | 0.85/1.1 | 30L/12KGS | 101/202R/Min | 8/16R/Min | 800X445X790 |
| CS40 | 2.2 | 40L/16KGS | 185R/Min | 15R/Min | 900X500X960 |
| CS40A | 1.1/2.2 | 40L/16KGS | 101/202R/Min | 8/16R/Min | 900X500X960 |
| CS50 | 2.2 | 50L/20KGS | 185R/Min | 15R/Min | 950X530X970 |
| CS50A | 1.1/2.2 | 50L/20KGS | 101/202R/Min | 8/16R/Min | 950X530X970 |



CS30
CS Series 30L Spiral Mixer
CS系列30L和面机



CS100
CS Series 100L Spiral Mixer
CS系列100L和面机

- CS series spiral mixer are now new dough makers.
- Mixers and bowls can revolve simultaneous, greatly increasing mixing speed and improving the effect.
- Equipped with safety covers, they are not only easy to operate and clean, but also good looking.

| 型号 Model | (热)功率 Power/HP(kw) | 和面量 Kneading CAP. | 搅拌速度 Mixing Speed | 桶转速度 Bowl Speed | 尺寸 Size(mm) |
|-------------|-----------------------|----------------------|----------------------|--------------------|----------------|
| CS80 | 1.5/2.4 | 80L/25KGS | 107/210R/Min | 8/16R/Min | 1160X700X1350 |
| CS100 | 3/4.5 | 100L/40KGS | 107/210R/Min | 8/16R/Min | 1160X700X1400 |
| CS130 | 2.8/5.6 | 130L/50KGS | 107/210R/Min | 8/16R/Min | 1250X830X1580 |
| CS200 | 5/5.7 | 200L/75KGS | 107/210R/Min | 8/16R/Min | 1400X970X1580 |

冻肉切片机系列

Meat Slicer Series

CHOOWIN



MS-200B
8 inch Meat Slicer
8英寸切片机



MS-250B
10 inch Meat Slicer
10英寸切片机



MS-300B
12 inch Meat Slicer
12英寸切片机



MS-250A
10 inch Automatic Meat Slicer
自动10英寸切片机



MS-300A
12 inch Automatic Meat Slicer
自动12英寸切片机

- 改良的护刀环及磨刀器设计，加强机器的安全性
- 机身表面采用阳极氧化处理，采用优质的不锈钢刀片，坚固耐用，更符合国际卫生标准
- 使用防水防尘防漏开关，既美观，又安全
- 厚度调节功能旋钮，可根据要求厚薄进行调试
- Enhance the security of the machine by improve security blade protective ring and sharpened blade
- Anodized on the surface of whole body; using high quality stainless steel blades which are sturdy and durable;
- Consistent with health standard.
- By using waterproof and dust proof switch, more beautiful and security.
- Thickness adjustable knob, which can adjust the thickness of the meat according requirements.

| 型号 Model | (热)功率 Power/HP(kw) | 刀盘直径 Blade Dia.(mm) | 切片厚度 Slice Thickness(mm) | 尺寸 Size(mm) |
|-------------|-----------------------|------------------------|-----------------------------|----------------|
| ELT MS-200B | 0.21 | 220 | 0-13 | 465X355X425 |
| ELT MS-250B | 0.24 | 250 | 0-17 | 585X465X455 |
| ELT MS-300B | 0.27 | 300 | 0-18 | 635X535X525 |
| ELT MS-250A | 0.54 | 250 | 0-17 | 610X540X790 |
| ELT MS-300A | 0.72 | 300 | 0-18 | 660X620X835 |



绞肉机系列

Meat Mincer Series



TK-32
Meat Mincer
绞肉机



- 采用优质不锈钢制造，一体浇筑而成
- 内部螺旋与管制圆形刀板配合，经久耐用，方便清洗
- 使用#304食品级不锈钢制作托盘，健康环保，使用更放心
- 大面积通风散热口，边工作边散热，大大延长机器使用寿命
- 随机配两组筛网和刀片，可根据需要调节绞肉效果

- Using high quality stainless steel, material pouring body, easy clean
- stretched forming blades, durable and beautiful
- #304 stainless steel food grade pan, in conformity with food hygiene standard
- Big thermovent, keep cooling meanwhile working long time.
- Two different sizes blades are attached for different requirements of the meat.

| 型号 Model | (热)功率 Power/HP(kw) | 产量 Output.(Kgs/H) | 转数 Rotating(R/Min) | 尺寸 Size(mm) |
|-------------|-----------------------|----------------------|-----------------------|----------------|
| TK-32 | 1.5 | 310 | 172 | 410X220X560 |
| TK-22 | 0.85 | 250 | 170 | 345X220X440 |
| TK-12 | 0.8 | 150 | 190 | 240X220X400 |
| TK-8 | 0.5 | 60 | 190 | 350X230X375 |



TK-8
Meat Mincer
绞肉机



TK-12
Meat Mincer
绞肉机



TK-22
Meat Mincer
绞肉机

果汁机系列 CHOOWIN

Juice Dispenser Series



JD-18X1
18L Juice Dispenser
18L 果汁机

JD-18X2
18L*2 Double Bowls
Juice Dispenser
18L 双缸果汁机

JD-18X3
18L*3 Three Bowls
Juice Dispenser
18L 三缸果汁机

- 采用意大利/西班牙进口压缩机，节能，稳定，制冷快。
- 多方位散热，冷凝器降温快，加速制冷机速度，有效延长压缩机寿命。
- 每个料缸单独控制，操作简便
- 采用食品级材质料缸，环保，卫生，不内漏。
- Using Italy or Spain import compressor, stable, energy saving and fast cooling
- Multiple heat dissipation area, condenser cooling fast which fasten the cooling speed, extend compressor lifetime.
- Each tank control independently, easy operation.
- Food grade material bowl, environmental, health and beautiful, no leaks.

| 型号 Model | (热)功率 Power/HP(kw) | 容量 Capacity(L) | 温度范围 Temp. Range(°C) | 尺寸 Size(mm) |
|-------------|-----------------------|-------------------|-------------------------|----------------|
| JD-18X1 | 0.24-0.39 | 18 | 7-12 | 430X320X710 |
| JD-18X2 | 0.24-0.39 | 18X2 | 7-12 | 470X440X720 |
| JD-18X3 | 0.24-0.39 | 18X3 | 7-12 | 710X440X720 |



| 型号 Model | (热)功率 Power/HP(kw) | 容量 Capacity(L) | 温度范围 Temp. Range(°C) | 尺寸 Size(mm) |
|-------------|-----------------------|-------------------|-------------------------|----------------|
| JD-10X2 | 0.16-0.21 | 10X2 | 7-12 | 420X300X700 |
| JD-10X3 | 0.2-0.26 | 10X3 | 7-12 | 420X460X700 |
| JD-10X4 | 0.23-0.3 | 10X4 | 7-12 | 420X490X700 |



JD-10X2
10L*2 Juice Dispenser
10L 双缸果汁机

JD-10X3
10L*3 Double Bowls
Juice Dispenser
10L 三缸果汁机

JD-10X4
10L*4 Three Bowls
Juice Dispenser
10L 四缸果汁机



雪融机系列

Slush Machine Series



SM-15X1
15L Slush Machine
15L雪融机



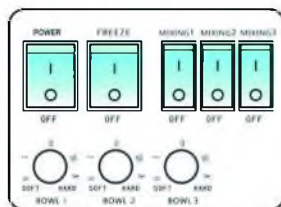
SM-15X2
15L*2 Double Bowls
Slush Machine
15L*2 双缸雪融机



SM-15X3
15L*3 Three Bowls
Slush Machine
15L*3 三缸雪融机

- 采用进口的压缩机,阿斯帕拉和科必奇,低噪音,迅速制冷;
 - #304不锈钢围板,健康且美观;内部全铜管焊接,无泄露
 - 料缸由PC材料制成,不易破碎,防腐蚀
 - 电脑版自动控制,操作简单,方便维修
 - 每个料缸单独控制,节省资源
- Import compressor, Aspara or Cubijel compressor, low noise and fast heating.
 - #304 stainless steel board, more health and beautiful. Inside copper tube, no leaks.
 - PC food great tank, anti rust and anti broken
 - Equipped with computer tips, automatic control. Easy operation and repair.
 - Each tank independent control, energy saving.

| 型号 Model | (热)功率 Power/HP(kw) | 容量 Capacity(L) | 温度范围 Temp. Range(°C) | 尺寸 Size(mm) |
|-------------|-----------------------|-------------------|-------------------------|----------------|
| SM-15X1 | 0.45 | 15X1 | 0.2-0.3 | 288X550X740 |
| SM-15X2 | 0.7 | 15X2 | 0.2-0.3 | 425X550X740 |
| SM-15X3 | 0.9 | 15X3 | 0.2-0.3 | 603X550X740 |



| 型号 Model | (热)功率 Power/HP(kw) | 容量 Capacity(L) | 温度范围 Temp. Range(°C) | 尺寸 Size(mm) |
|-------------|-----------------------|-------------------|-------------------------|----------------|
| SM-10X1 | 0.3 | 10X1 | 0.2-0.3 | 570X300X730 |
| SM-10X2 | 0.4 | 10X2 | 0.2-0.3 | 570X370X730 |
| SM-10X3 | 0.5 | 10X3 | 0.2-0.3 | 600X560X760 |



SM-10X1
10L Double Bowls
Slush Machine
10L 雪融机



SM-10X2
10L*2 Double Bowls
Slush Machine
10L*2 双缸雪融机



SM-10X3
10L*3 Three Bowls Slush Machine
10L*3 双缸雪融机

- 全自动杀菌功能，告别脏冰块
- 第三代数控操作面板，操作更简便
- 大牌压缩机，性能卓越，制冰效果更佳，运行平稳无噪音
- 使用德国进口莫利水泵用作输送水源的动力，更加耐用与环保
- 莫利冷凝风机代替塑料风叶，散热效果更佳
- 温度低于21度，风扇自动停止转动，更节能环保

- Automatic sterilization function, farewell dirty ice
- The third generation CNC operator panel, easy to operate
- Better compressor, better ice, smooth operation without noise
- Germany Morrill water pumps for water transfer, more durable and environmentally
- Morrill condenser fans instead of plastic fans, for better heat dissipation
- Once temperature is below 21 degrees, the fans automatically stop, more energy saving



TH40 TH50

TH60 TH80 TH110

TH150 TH210

TH320 TH420

| 型号 Model | TH40 | TH50 | TH60 | TH80 | TH110 | TH150 | TH210 | TH320 | TH420 |
|------------------------|-------------|-------------|-------------|-------------|-------------|-------------|-------------|--------------|--------------|
| (热)功率 Power/HP(kw) | 0.19 | 0.25 | 0.3 | 0.4 | 0.45 | 0.56 | 0.62 | 0.8 | 0.86 |
| 产冰量 Output(Kgs/24H) | 20 | 30 | 40 | 50 | 60 | 80 | 105 | 180 | 210 |
| 储冰量 Bin CAP.(Kgs) | 6 | 12 | 15 | 20 | 20 | 40 | 40 | 145 | 145 |
| 尺寸 Size(mm) | 350X455X565 | 405X495X740 | 500X460X790 | 500X590X790 | 500X590X790 | 660X670X870 | 660X670X870 | 680X825X1580 | 580X825X1580 |



冰淇淋机系列

Ice Cream Machine Series

- 采用名牌高效、节能、高温压缩机。
- 微电脑控制，数码成型显示，时刻反映冰淇淋硬度。
- 自动控制冰淇淋成型，全自动开机，自动开停机。
- 食品级不锈钢容器，超大直径制冷缸。
- 采用符合人体工程学的出料系统，手柄握感更佳。
- 简化操作进程，操作更简便。

- Using high efficiency, high temperature well known brand compressors.
- Microcomputer control, digital display ice cream molding, always reflect the hardness of ice cream.
- Automatic control of ice cream molding, automatic boot, automatic start & stop.
- Food-grade stainless steel hopper, large diameter cooling cylinder.
- Using ergonomic ice cream discharge system and better handle grip.
- Simplify the operation process, easy to operate.



BQL-18L
SUS Ice Cream Machine
台式不锈钢冰淇淋机



BQL-18LF
SUS Ice Cream Machine
不锈钢冰淇淋机



BQL-18
Ice Cream Machine
冰淇淋机



BQL-18F
Ice Cream Machine
冰淇淋机

| 型号 Model | BQL-18L | BQL-26L | BQL-18LF | BQL-26LF | BQL-30LF | BQL-18 | BQL-26 | BQL-18F | BQL-26F | BQL-30F |
|-----------------------------|-------------|-------------|--------------|---------------|--------------|-------------|-------------|--------------|---------------|--------------|
| (热)功率 Power/HP(kw) | 2.1 | 2.3 | 2.1 | 2.3 | 2.8 | 2.1 | 2.3 | 2.1 | 2.3 | 2.8 |
| 产量 Output(L/H) | 16-22 | 24-30 | 16-22 | 22-30 | 30-38 | 16-22 | 24-30 | 16-22 | 22-30 | 30-38 |
| 制冷缸容积 Cylinder Volume(L) | 1.8X2 | 1.8X2 | 1.8X2 | 1.8X2 | 2X2 | 1.8X2 | 1.8X2 | 1.8X2 | 1.8X2 | 2X2 |
| 尺寸 Size(mm) | 540X640X850 | 540X640X900 | 540X640X1280 | 540X640X12800 | 560X700X1360 | 540X640X850 | 540X640X900 | 540X640X1280 | 540X640X12800 | 560X700X1360 |

餐车系列 **CHOOWIN**

Dinning Cart Series



C2 Two Layers Cart(Square Tube)



C3 Three Layers Cart(Square Tube)



BC Bowl Collected Cart



DC Drinking Cart



KC Kettle Cart



CC Collecting Cart

| 型号 Model | 尺寸 Size(mm) |
|-------------|----------------|
| C2-950 | 950X500X950 |
| C2-850 | 850X450X900 |
| C2-750 | 750X400X835 |
| C3-950 | 950X500X950 |
| C3-850 | 850X450X900 |
| C3-750 | 750X400X835 |
| BC-950 | 950X500X950 |
| BC-850 | 850X450X900 |
| BC-750 | 750X400X835 |
| DC-950 | 950X500X950 |
| DC-850 | 850X450X900 |
| DC-750 | 750X400X835 |
| KC-850 | 850X450X900 |
| CC-810 | 810X430X870 |



层架系列

Shelves Series



TT6 Tray Trolley

TT6 Tray Trolley

Tt15 Tray Trolley

Tt30 Tray Trolley

TC Cake Trolley

| 型号 Model | 份数盘尺寸 GN Size(mm) | 尺寸 Size(mm) |
|-------------|----------------------|----------------|
| TT6-380 | 1/1GN(6Pan) | 380X550X1000 |
| TT6-590 | 2/1GN(6Pan) | 590X670X1000 |
| TT6-740 | 1/1GN(3X2Pan) | 740X550X1000 |
| TT15-380 | 1/1GN(15Pan) | 380X550X1735 |
| TT16-380 | 1/1GN(16Pan) | 380X550X1735 |
| TT15-590 | 2/1GN(15Pan) | 590X670X1735 |
| TT30-550 | 1/1GN(15X2Pan) | 550X740X1740 |
| TT32-550 | 1/1GN(16X2Pan) | 550X740X1740 |
| TC6-470 | 60X40(6Pan) | 470X620X1000 |
| TC15-470 | 60X40(15Pan) | 470X620X1735 |
| TC16-470 | 60X40(16Pan) | 470X620X1735 |
| TC12-670 | 60X40(6X2Pan) | 670X820X1000 |
| TC30-670 | 60X40(15X2Pan) | 670X820X1735 |
| TC32-670 | 60X40(16X2Pan) | 670X820X1735 |



SFB Board Type Shelf



SF Ladder Type Shelf

| 型号 Model | 尺寸 Size(mm) |
|-------------|----------------|
| SFB-1200 | 1200X500X1550 |
| SFB-1200W | 1200X600X1550 |
| SFB-1500 | 1500X500X1550 |
| SFB-1500W | 1500X600X1550 |
| SFB-1800 | 1800X500X1550 |
| SFB-1800W | 1800X600X1550 |
| SF-1200 | 1200X500X1550 |
| SF-1200W | 1200X600X1550 |
| SF-1500 | 1500X500X1550 |
| SF-1500W | 1500X600X1550 |
| SF-1800 | 1800X500X1550 |
| SF-1800W | 1800X600X1550 |



洗刷台系列 **CHOOWIN**

Water Sink Series



| 型号 Model | 洗刷盆尺寸 Bowl Size(mm) | 尺寸 Size(mm) |
|-------------|------------------------|----------------|
| WS-600 | 450X450X280 | 600X600X800 |
| WS-650 | 500X500X280 | 650X650X800 |
| WS1T-900 | 450X450X280 | 900X600X800 |
| WS1T-900B | 500X500X280 | 900X650X800 |
| WS1T-1100 | 450X450X280 | 1100X600X800 |
| WS1T-1100B | 500X500X280 | 1100X650X800 |
| WS1T-1600 | 450X450X280 | 1600X600X800 |
| WS1T-1600B | 500X500X280 | 1600X650X800 |
| WS-1250 | 450X450X280 | 1250X600X800 |
| WS-1250B | 500X500X280 | 1250X650X800 |
| WS2T-1600 | 450X450X280 | 1600X600X800 |
| WS2T-1600B | 500X500X280 | 1600X650X800 |
| WS2T-1800 | 450X450X280 | 1800X600X800 |
| WS2T-1800B | 500X500X280 | 1800X650X800 |
| WS3-1600 | 450X450X280 | 1600X600X800 |
| WS3-1800 | 450X450X280 | 1800X600X800 |
| WS3-1800B | 500X500X280 | 1800X650X800 |



工作台系列

Working Table Series



ST1 SUS Table



ST2 SUS Table -2 Board



ST1B SUS Table With Backsplash



ST2B SUS Table With Backsplash-2 Board

| 型号 Model | 尺寸 Size(mm) |
|-------------|----------------|
| ST1-800 | 800X700X850 |
| ST1-1000 | 1000X700X850 |
| ST1-1200 | 1200X700X850 |
| ST1-1500 | 1500X700X850 |
| ST1-1800 | 1800X700X850 |
| ST1-2000 | 2000X700X850 |
| ST2-800 | 800X700X850 |
| ST2-1000 | 1000X700X850 |
| ST2-1200 | 1200X700X850 |
| ST2-1500 | 1500X700X850 |
| ST2-1800 | 1800X700X850 |
| ST2-2000 | 2000X700X850 |
| ST1B-800 | 800X700X850 |
| ST1B-1000 | 1000X700X850 |
| ST1B-1200 | 1200X700X850 |
| ST1B-1500 | 1500X700X850 |
| ST1B-1800 | 1800X700X850 |
| ST1B-2000 | 2000X700X850 |
| ST2B-800 | 800X700X850 |
| ST2B-1000 | 1000X700X850 |
| ST2B-1200 | 1200X700X850 |
| ST2B-1500 | 1500X700X850 |
| ST2B-1800 | 1800X700X850 |
| ST2B-2000 | 2000X700X850 |



只为更专业!

More and More Professional.

